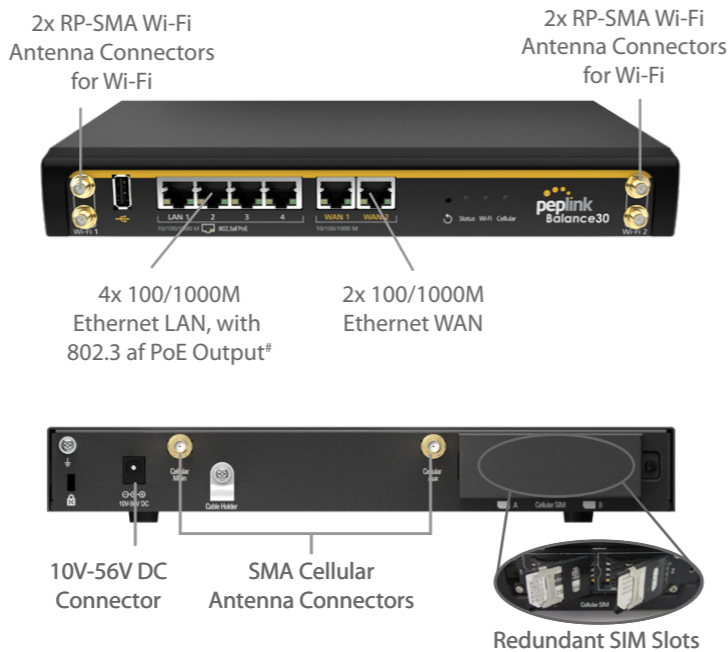


# Specifications

Balance 30 Pro	
WAN Interface	2x GE 1x Embedded LTE-A Modem 1x USB Interface
SpeedFusion Hot Failover	●
SpeedFusion WAN Smoothing	○ ^
SpeedFusion Bandwidth Bonding	○ ^
LAN Interface	4x GE PoE*
Wi-Fi Interface	Dual-Band 802.11ac/a/b/g/n Access Point
Stateful Firewall Throughput	400Mbps
Recommended Users	1-60
LTE-A Modem	Downlink/Uplink Datarate: 300Mbps/50Mbps
IP Passthrough	●
Antenna Connectors	2x SMA Antenna Connectors 4x RP-SMA Wi-Fi Antenna Connectors
Power Input	DC Jack: 10V - 56V
Power Output	Up to Four 802.3af PoE Outputs*
Power Consumption	28W (max.)
Dimensions	1.6 x 10.2 x 5.6 inches 40 x 260 x 143 mm
Weight	2.2 pounds / 1 kg
Operating Temperature	-40° - 149°F / -40° - 65°C
Humidity	15% - 95% (non-condensing)
Certifications	FCC, CE, RoHS
Warranty	1-Year Limited Warranty
Package Content	Balance 30 Pro, 12V2A Power Supply, 2x Cellular Antenna, 4x Wi-Fi Antenna, Mounting Kit



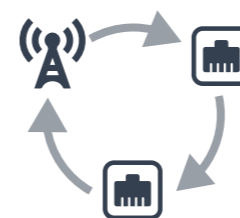
# Peplink Balance 30 Pro

## SD-WAN Branch Router with LTE Failover



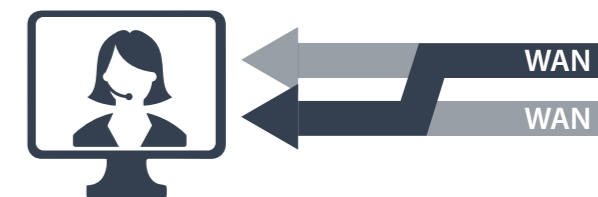
### Unbreakable Branch Connectivity

The Balance 30 Pro comes equipped with two Ethernet WAN and one cellular WAN for automatic failover, making it an ideal choice for branch offices that absolutely must stay connected.



### SD-WAN With Dual Wired Ports and LTE

The Balance 30 Pro supports two wired connections and one LTE with SD-WAN capabilities for traffic steering, load sharing and failover, powering your critical business continuity.



### SpeedFusion Hot Failover, Great for VoIP

Balance 30 Pro automatically re-establishes your SpeedFusion connection on lower priority link when your primary WAN fails. Your VPN stays up, and you stay seamlessly connected.



### Redundant SIM Slots for Multiple Carriers

Redundant SIM slots with automatic switching for reliable network. You can set the Balance 30 Pro to automatically switch SIM cards when you're in danger of data overage, or aggregate capacity of multiple SIM data plans.



### 4-port PoE-Enabled GE LAN Switch

With the PoE activation kit, all LAN ports can support PoE output. That way, you can hook PoE powered devices such as IP Phones and additional Wi-Fi APs. Perfect for Branch Networking.

^ Available as a license add-on.  
\* PoE Activation Kit is available separately, needs at least 48V of input for PoE output

## Product Ordering Information

	Product Code	Carrier	Embedded Modem	4G Bands	3G Bands
LTEA	BPL-031-LTEA-W-T	Worldwide	1	B1, B2, B3, B4, B5, B7, B8, B12, B13, B20, B25, B26, B29, B30, B41	WCDMA/HSPA+/DC-HSPA+: B1, B2, B3, B4, B5, B8
	BPL-031-LTEA-P-T	Asia Pacific	1	B1, B3, B5, B7, B8, B18, B19, B21, B28, B38, B39, B40, B41	WCDMA/HSPA+/DC-HSPA+: B1, B5, B6, B8, B9, B19 TD-SCDMA: B39

## Ordering Information - PoE Activation Kit

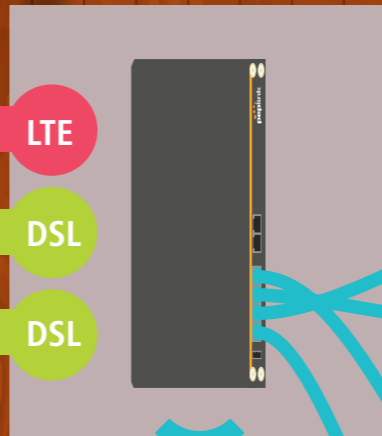
Product Code	Description
ACW-622	Includes 1x 56V Power Supply, enables 802.3af PoE Output Ports (PoE License automatically applied after kit purchase)
BPL-031-PROLC-SF	SpeedFusion Bonding License Key for Balance 30 Pro



Connect Everything With 4x PoE Ports



Internet

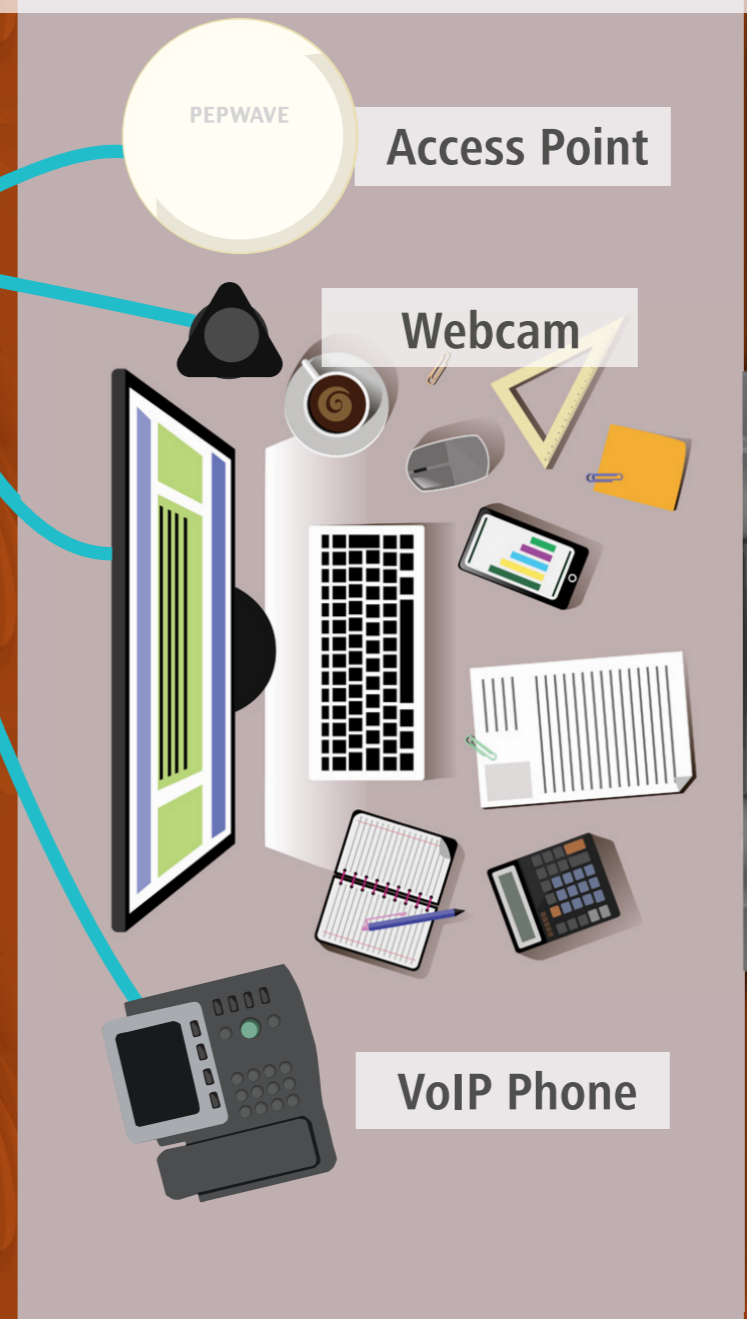


LTE  
DSL  
DSL

SpeedFusion WAN Smoothing



802.11 ac Wi-Fi



PEPWAVE Access Point

Webcam

VoIP Phone

### WAN Smoothing For Unbreakable VoIP and Videoconferencing



Before

After

Connectivity does not guarantee streaming quality: even an online connection can suffer from packet loss. High packet loss leads to jittering and stuttering, affecting your streaming experience and conversation quality. Our Solution: SpeedFusion WAN Smoothing. This technology uses bandwidth from other connections to make up for the packet loss. The result: smooth and uninterrupted conversation.

### One-Device Small Branch Networking Solution



Unbreakable Connectivity



4x 802.3af PoE Outputs



802.11ac Wi-Fi

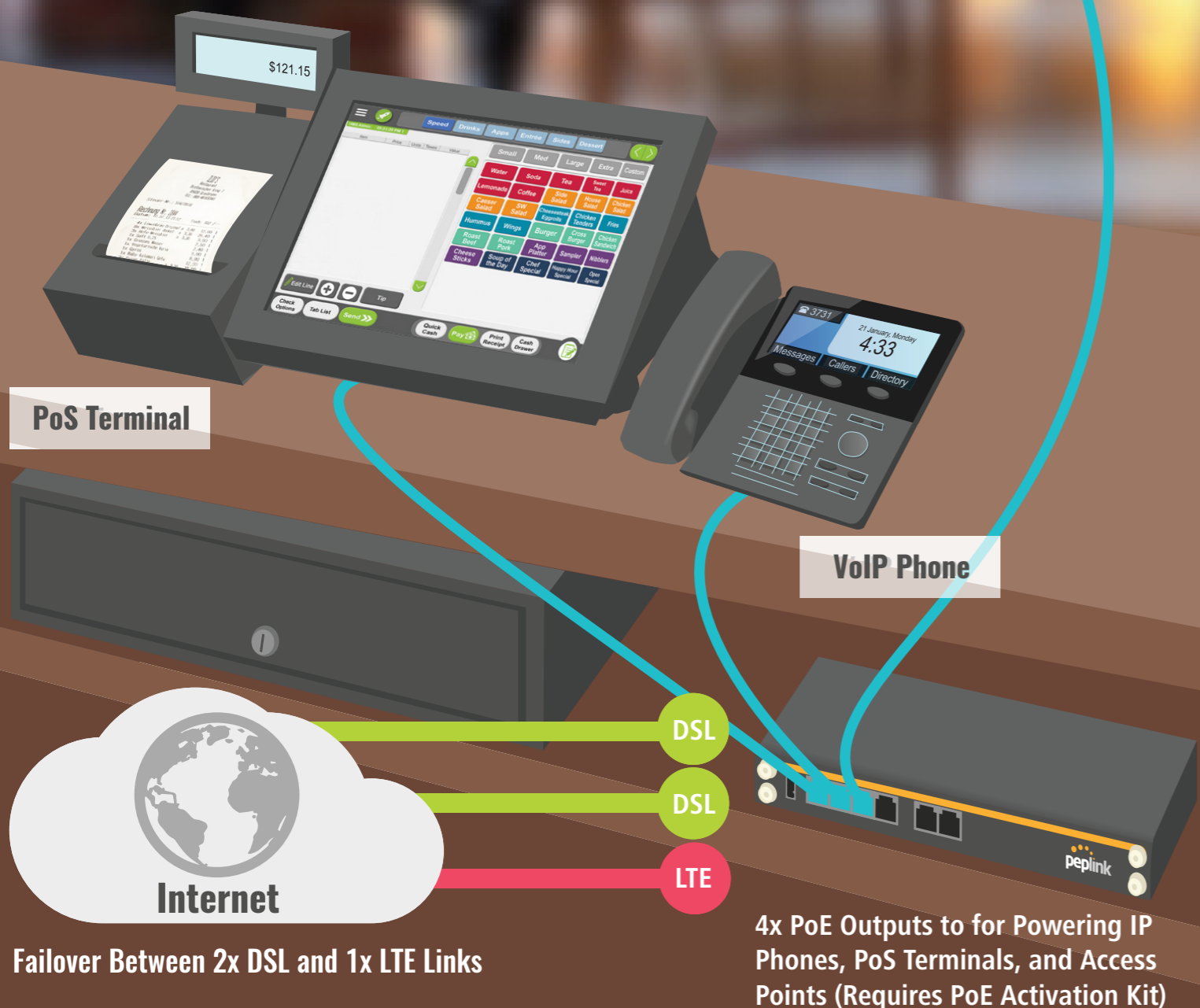


Traffic Control

# One-Device Retail Connectivity Solution

The Balance 30 Pro can handle all your networking needs. With the PoE activation kit, its four PoE LAN ports can connect and power your payment terminal, IP phones, Wi-Fi hotspots. The Balance 30 Pro has one cellular and two Ethernet connections, ensuring that your network and business will keep running no matter what.

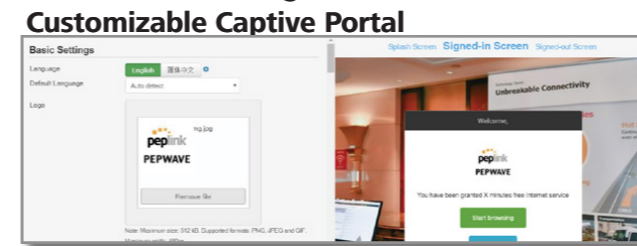
With Peplink PrimeCare Advance, you can enjoy turn the Balance 30 Pro into a source of revenue and customer data. Use the Ad Delivery service to deliver advertisements and surveys to your customers before they connect to your Wi-Fi.



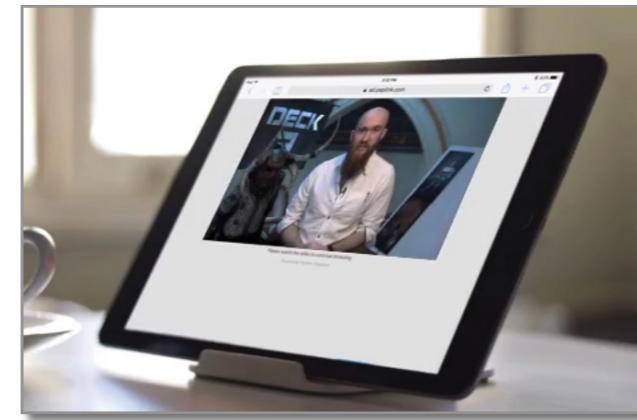
Failover Between 2x DSL and 1x LTE Links



# Customizable Captive Portal With Ad Delivery



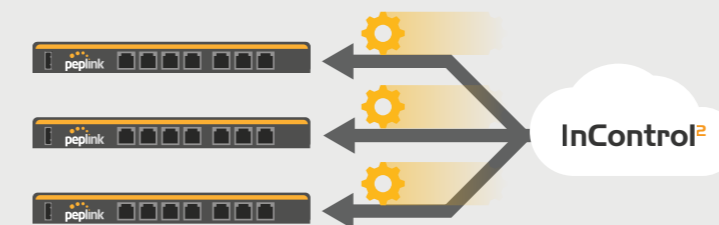
## Apply Advertisements and Surveys



Use InControl to customize the captive portal and apply it to any SSID. With InControl's scalable architecture, you can apply the SSID to multiple devices in your network using device tags. Use the cloud-based Ad Delivery Service (ADS) to monetize your Hotspot.

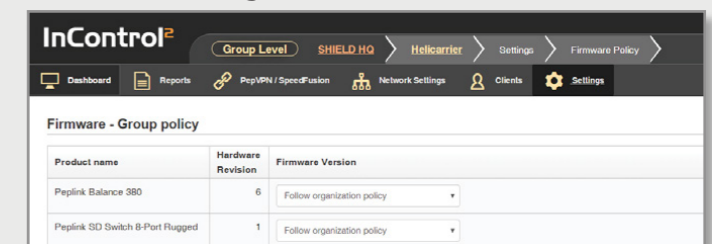


# InControl: Zero-Touch Provisioning



InControl makes your network scalable. From any web browser, you could remotely push a wide range of settings to multiple devices in your network.

## Bulk Push Configurations




## Configuration Scheduling

A screenshot of the InControl web interface showing a 'Schedule Map'. The map is a grid with days of the week on the y-axis and time slots (Midnight, 4am, 8am, Noon, 4pm, 8pm) on the x-axis. Green checkmarks indicate when configurations are pushed.

	Midnight	4am	8am	Noon	4pm	8pm
Sunday	x	x	x	x	x	x
Monday	x	x	x	x	x	x
Tuesday	x	x	x	x	x	x
Wednesday	x	x	x	x	x	x
Thursday	x	x	x	x	x	x
Friday	x	x	x	x	x	x
Saturday	x	x	x	x	x	x

# QoS: Determine Traffic Priority

Application	Priority			?
	Manager	Staff	Guest	
SIP	↑ High	↑ High	↑ High	✗
Skype	↑ High	↑ High	↑ High	✗
HTTP	— Normal	— Normal	— Normal	✗
WoW	↓ Low	↓ Low	↓ Low	✗



QoS enables you to assign different priority levels to different types of traffic. Minimize latency by giving high priority to VoIP traffic. Control data costs by limiting the speed of bandwidth-intensive applications.